



6205 SERIES

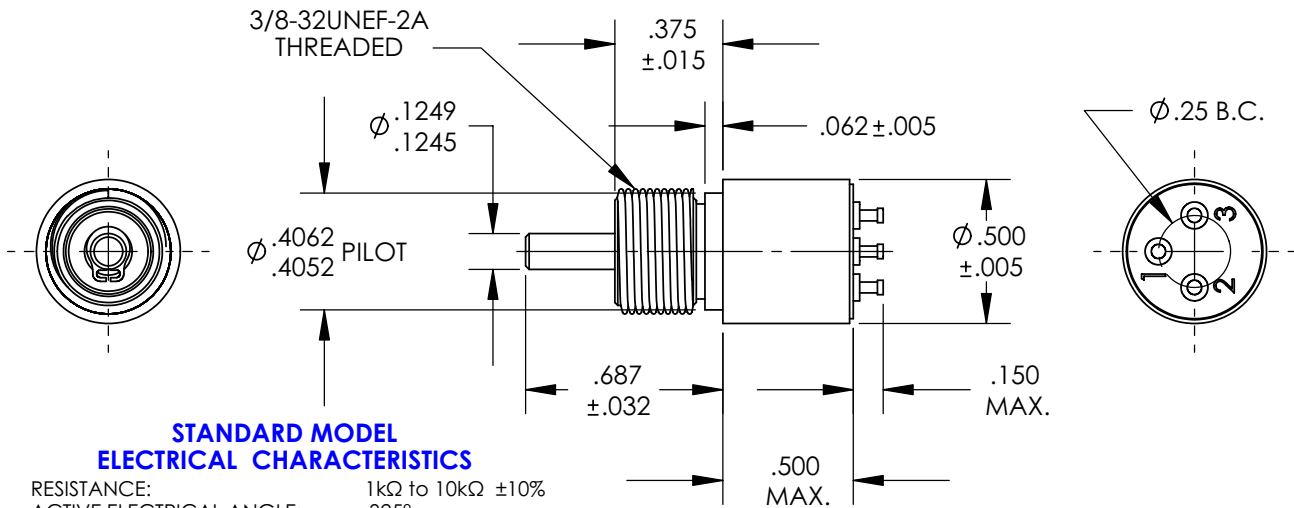
1/2 In. Dia. Bushing Mount
PRECISION POSITION
SENSORS



STANDARD PRODUCT OFFERING

SS&C PART NUMBER	RESISTANCE
6205-1000-030	1KΩ ±10%
6205-1002-030	5KΩ ±10%
6205-1003-030	10KΩ ±10%

AVAILABLE IN SINGLE-GANG ONLY
MOUNTING HARDWARE FURNISHED



STANDARD MODEL ELECTRICAL CHARACTERISTICS

RESISTANCE:	1kΩ to 10kΩ ±10%
ACTIVE ELECTRICAL ANGLE:	325°
ELECTRICAL CONTINUITY ANGLE:	330° MIN.
INDEPENDENT LINEARITY:	±1.0%
END VOLTAGE:	1.0% MAX.
VOLTAGE RESOLUTION:	VIRTUALLY INFINITE
OUTPUT SMOOTHNESS:	0.1% MAX.
RESISTANCE TEMP. COEFFICIENT:	400PPM/°C MAX.
POWER RATING @ 70°C:	0.5 WATT MAX.
WIPER CONTACT CURRENT:	10 MilliAmps MAX.
DIELECTRIC STRENGTH:	500 VRMS @ 60Hz
INSULATION RESISTANCE:	100 MegΩ MIN. @ 500VDC

STANDARD ENVIRONMENTAL CHARACTERISTICS

OPERATING TEMP. RANGE:	-65°C To +125°C
ROTATIONAL OPERATING LIFE:	50 x 10 ⁶ REVOLUTIONS MIN.

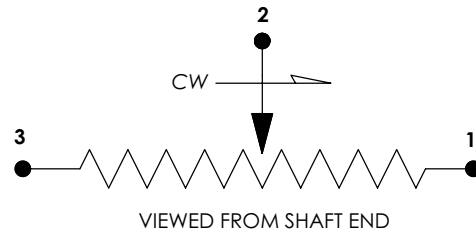
STANDARD MODEL MECHANICAL CHARACTERISTICS

MECHANICAL ROTATION:	CONTINUOUS
STARTING TORQUE:	0.20 Oz.-In. MAX.
RUNNING TORQUE:	0.15 Oz.-In. MAX.
TOTAL WEIGHT:	0.5 Oz. MAX.
PILOT RUNOUT:	0.001 In. TIR
SHAFT RUNOUT:	0.001 In. TIR
SHAFT END PLAY:	0.003 MAX.
SHAFT RADIAL PLAY:	0.001 In. TIR
LATERAL RUNOUT:	0.002 In. TIR

STANDARD MATERIALS OF CONSTRUCTION

HOUSING:	ANODIZED ALUMINUM
SHAFT AND BALL BEARINGS:	STAINLESS STEEL
RESISTANCE ELEMENT:	CO-MOLDED CONDUCTIVE PLASTIC
ELECTRICAL CONTACTS:	MULTI-FINGER PRECIOUS METAL
SOLDER TERMINALS:	GOLD PLATED BRASS

SCHEMATIC DIAGRAM



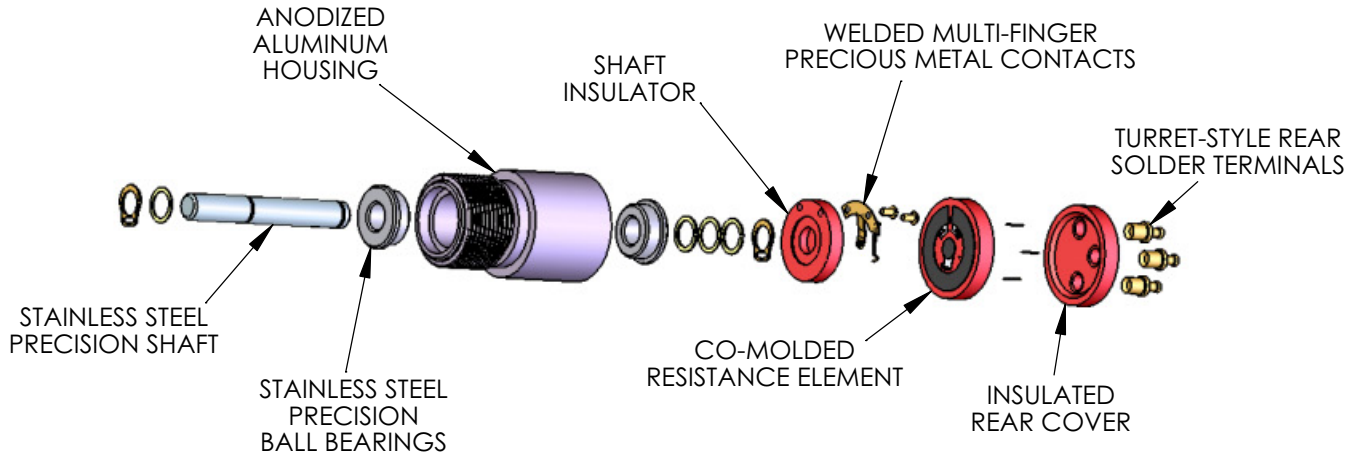
ALL OTHER GENERAL REQUIREMENTS IN
ACCORDANCE WITH MIL-PRF-39023

CONTACT:

SPECTRUM SENSORS & CONTROLS, INC.
424 CROWN POINT CIRCLE, GRASS VALLEY, CA 95945
(800) 880-7730 (530) 273-4608 FAX: (530) 273-0769
E-MAIL: sales@specsensors.com

6205 SERIES

1/2 In. Dia. Bushing Mount PRECISION POSITION SENSORS



STANDARD ELECTRICAL CHARACTERISTICS

RESISTANCES ($\pm 10\%$):	1K Ω , 5K Ω , and 10k Ω
ACTIVE ELECTRICAL ANGLE:	325°
ELECTRICAL CONTINUITY ANGLE:	330° MIN.
INDEPENDENT LINEARITY:	$\pm 1.0\%$
END VOLTAGE:	1.0% MAX.
VOLTAGE RESOLUTION:	VIRTUALLY INFINITE
OUTPUT SMOOTHNESS:	0.1% MAX.
RESISTANCE TEMP. COEFFICIENT:	400PPM/°C MAX.
POWER RATING @ 70°C:	0.5 WATT MAX.
WIPER CONTACT CURRENT:	10 MilliAmps MAX.
DIELECTRIC STRENGTH:	500 VRMS @ 60Hz
INSULATION RESISTANCE:	100 Meg Ω MIN. @ 500VDC

STANDARD MECHANICAL CHARACTERISTICS

MECHANICAL ROTATION:	CONTINUOUS
STARTING TORQUE:	0.20 Oz.-In. MAX.
RUNNING TORQUE:	0.15 Oz.-In. MAX.
TOTAL WEIGHT:	0.5 Oz. MAX.
PILOT RUNOUT:	0.001 In. TIR
SHAFT RUNOUT:	0.001 In. TIR
SHAFT END PLAY:	0.003 MAX.
SHAFT RADIAL PLAY:	0.001 In. TIR
LATERAL RUNOUT:	0.002 In. TIR

STANDARD ENVIRONMENTAL CHARACTERISTICS

OPERATING TEMP. RANGE:	-65°C To +125°C
ROTATIONAL OPERATING LIFE:	50 x 10 ⁶ REVOLUTIONS MIN.

STANDARD MATERIALS OF CONSTRUCTION

HOUSING:	ANODIZED ALUMINUM
SHAFT AND BALL BEARINGS:	STAINLESS STEEL
RESISTANCE ELEMENT:	CO-MOLDED CONDUCTIVE PLASTIC
ELECTRICAL CONTACTS:	MULTI-FINGER PRECIOUS METAL
SOLDER TERMINALS:	GOLD PLATED BRASS

**ALL OTHER GENERAL REQUIREMENTS
IN ACCORDANCE WITH MIL-PRF-39023**

AVAILABLE OPTIONS

CUSTOM RESISTANCE VALUES (500 Ω TO 30k Ω)
AND TOLERANCES AS LOW AS $\pm 5\%$

SPECIAL LINEARITIES AS LOW AS 0.25%, ABSOLUTE
(INDEXED) OR INDEPENDENT OVER SPECIFIED
REGIONS.

ADDITIONAL TAP, CURRENT OR VOLTAGE.

SPECIAL ELECTRICAL ANGLES UP TO 340° MAX.

WIRE LEADS OR CABLE IN PLACE OF TERMINALS

SPECIAL SHAFT LENGTHS, DIAMETERS AND OTHER
FEATURES SUCH AS FLATS, SLOTS, AND STEPS.

SPECIAL MOUNTING DIMENSIONS OR FEATURES
SUCH AS ANTI-ROTATION LOCATING PINS AND
BUSHING FLATS OR SLOTS.

SPECIAL ENVIRONMENTAL CAPABILITIES SUCH AS
MOISTURE SEALS, HIGH SHOCK AND VIBRATION.

CONTACT:

SPECTRUM SENSORS & CONTROLS, INC.
424 CROWN POINT CIRCLE, GRASS VALLEY, CA 95945
(800) 880-7730 (530) 273-4608 FAX: (530) 273-0769
E-MAIL: sales@specsensors.com